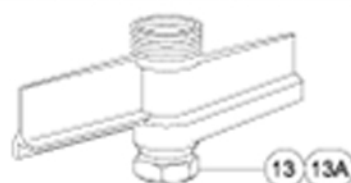
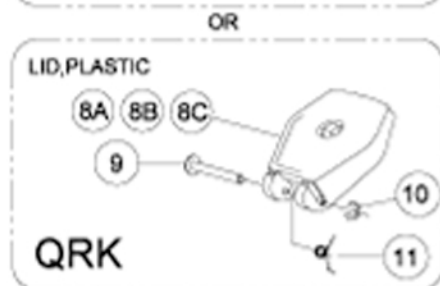
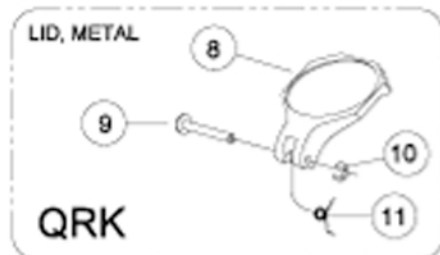


# QB33AR / QB44AR

3/4" - 1" two piece anti-rotation quick coupler valves



- "QBRK" Repair Kit:**  
 2 Plunger  
 3 Spring  
 4 Rubber Seat  
 5 Washer s/s  
 6 Washer fiber  
 7 Screw  
 12 Seal  
 16 Upper Body Bolt

- "QRK" Lid Repair Kit:**  
 8 Brass Cover  
 8A Yellow Tuff-Top  
 8B Locking Yellow Tuff-Top  
 8C Purple Non-Potable Locking Tuff-Top  
 9 Pin  
 10 E-Clip  
 11 Lid Spring

- Items sold separately:**  
 13 Body  
 13A Body (BSPT)  
 15,16 Upper Body w/ Bolt

**QCV Trouble Shooting Tips**  
 All valves should be installed with gravel sumps surrounding and under the valve for adequate drainage.

- Water leaks around valve:
  - Check QCV key part number to make sure it is compatible with the QCV.
  - Check U-Cup seal (# 12) for wear or damage. Replace as necessary.
  - Check key for wear, pits, cracks, etc.
  - Check inside valve for obstructions: rocks, twigs, leaves, etc.
- Valve leaks constantly:
  - Check valve for obstructions.
  - Check rubber seat (# 4) for wear or damage. Replace as necessary.
  - Check installation. Make sure valve is not cross-threaded onto riser and all other connections are water-tight. Use teflon tape on all threads (# 7). Never use teflon paste near valves.

	3/4"	1"	1" ACME THREAD
BRASS COVER	QB33BLAR07	QB44BLAR10	QB44BLATAR10
YELLOW TUFF-TOP	QB33RCAR07	QB44RCAR10	QB44RCATAR10
LOCKING YELLOW TUFF-TOP	QB33LRCAR07	QB44LRCAR10	QB44LRCATAR10
PURPLE NON-POTABLE	QB33NPAR07	QB44NPAR10	QB44NPATAR10
UPPER BODY (PARTS 15 & 16)	500328, 602003	504167, 602003	504376, 602003
BODY (NPT)	504462	504377	504377
BODY (BSPT)	504463	504379	504379

KITS ON BACK